

Sort and Pen America - A Tutorial

The SPA software has a lot of options and variations, and can seem complicated to the first time user. Here is a fairly typical example of setting up and running a show that cuts through a lot of the fog. Details for the various options and setting can be found in the User Guide.


Assumptions:

1. The show date is April 11, 2015.
2. There will be an All Ratings Handicap Ranch Sorting event. Each team can have 2 partners in undeclared roles (no gate or sorter designations). The riders may pick one partner and draw a maximum of 2 partners. The number of gos is determined by the software and the payout is progressive. Each Team will have a base time of 60 seconds to sort 10 cows. 10 Teams will advance the Short go. Teams are eliminated from the next go for zero cows sorted.
3. The show is not sanctioned, so there are no association fees..
4. The entry fee for each rider in the All Ratings Handicap is \$50.00.
5. There is \$500.00 in added money for the All Ratings Handicap. 100% of the added money goes into the payout pool. The Payout Table for this Event is Table 1.
6. For all events, the producer keeps 30% of the entry fee and the remainder goes into the payout pool.
7. For all events, if there are 13 or more teams, the producer will pay 2 places. If there are 21 or more teams, the producer will pay 3 places. If there are 41 or more teams, the producer will pay 4 places, etc.. This will become clearer when you edit the payout table.
8. We are Using a Handicap Method where the team is given extra time to sort, and the same amount of time is deducted from their final time. Teams are rated from 0 to a maximum of 18, and 1 second is the amount of time to adjust for each rating difference. For example, a team rated 12 will get 6 extra seconds to sort, and 6 seconds will be deducted from their final time.

Show Setup

Here are the steps necessary to set up the show:

Start up the software by double clicking on the Sort and Pen America icon. You should see the main menu.



Click on “Show Setup”, you will get a screen similar to this:

Run Today	Event Name	Event HCap	Max Entries	Carry From	Max Team Cows	For Mem.	P mat	Hcap Method	Fiat Rate	Auto Draw	No Roles	Pay Rider	Association Fee	Max Places	Event Association
<input checked="" type="checkbox"/> Event 1	All Ratings Handicap	18	3	0	10	2	1	O1	3	<input type="checkbox"/>	<input type="checkbox"/>	<input checked="" type="checkbox"/>	0.00	0	RSTPA
<input checked="" type="checkbox"/> Event 2	# 14 Handicap	14	0	0	10	2	1	O1	3	<input type="checkbox"/>	<input type="checkbox"/>	<input type="checkbox"/>	0.00	0	RSTPA
<input checked="" type="checkbox"/> Event 3	# 10 Handicap	10	0	0	10	1	1	O1	3	<input type="checkbox"/>	<input type="checkbox"/>	<input checked="" type="checkbox"/>	0.00	0	RSTPA
<input type="checkbox"/> Event 4	Combined Draw	0	0	0	10	2	0	O1	3	<input type="checkbox"/>	<input type="checkbox"/>	<input type="checkbox"/>	0.00	0	RSTPA
<input type="checkbox"/> Event 5	Round Robin Sort	18	1	0	10	2	3	O1	3	<input checked="" type="checkbox"/>	<input type="checkbox"/>	<input type="checkbox"/>	0.00	0	RSTPA
<input type="checkbox"/> Event 6	Beginners Only	3	1	0	10	1	1	Y1	3	<input type="checkbox"/>	<input type="checkbox"/>	<input type="checkbox"/>	0.00	0	RSTPA
<input type="checkbox"/> Event 7	Unused Event 7	0	0	0	10	2	1	O1	3	<input type="checkbox"/>	<input type="checkbox"/>	<input type="checkbox"/>	0.00	0	RSTPA
<input type="checkbox"/> Event 8	Unused Event 8	0	0	0	10	2	1	O1	3	<input type="checkbox"/>	<input type="checkbox"/>	<input type="checkbox"/>	0.00	0	RSTPA
<input type="checkbox"/> Event 9	Unused Event 9	0	0	0	10	2	1	O1	3	<input type="checkbox"/>	<input type="checkbox"/>	<input type="checkbox"/>	0.00	0	RSTPA
<input type="checkbox"/> Event 10	Unused Event 10	0	0	0	10	2	1	O1	3	<input type="checkbox"/>	<input type="checkbox"/>	<input type="checkbox"/>	0.00	0	RSTPA

☒ Pay to Nearest Dollar

Formats:

0 = Combined Draw

1 = Sort

2 = Pen

Show Date: 04/11/15

New Show Date: []

☒ Events 1 to 10

☐ Events 11 to 20

☐ Events 21 to 30

☐ Events 31 to 40

Hcap Methods:

1 = Adjust allowed time (and horn).

2 = Adjust final time only.


3 = Use both Methods 1 and 2.

Producer: []

Arena: []

Exit

Click on “New Show Date”, you will get a calendar like this one. Select April 11, 2015 and click “Exit and Save”. You may be asked if you want to preserve settings from a prior show date. Click No, so you can start with no assumptions.



Charlie Horse Ranch Date Selection Calendar

Sun

Mon

Tue

Wed

Thu

Fri

Sat

			1	2	3	4
5	6	7	8	9	10	11
12	13	14	15	16	17	18
19	20	21	22	23	24	25
26	27	28	29	30		

Month:

☐ January

☐ February

☐ March

☒ April

☐ May

☐ June

☐ July

☐ August

☐ September

☐ October

☐ November

☐ December

Year:

☐ 2013

☐ 2014

☒ 2015

☐ 2016

☐ 2017

Show Date: 04/11/2015

Exit and Save

When you return from the calendar setup, you will see a screen like this:

Sort and Pen America Software Show Setup															
Run Today	Event Name	Event HCap Cap Adj.	Max Entries	Carry From	Max Team Cows	For Mem.	P mat	Hcap Method	Flat Rate Rule	Time Auto Draw	No Roles	Pay Rider	Association Fee	Max Places	Event Association
<input checked="" type="checkbox"/> Event 1	All Ratings Handicap	18	3	0	10	2	1	O1	3	<input type="checkbox"/>	<input type="checkbox"/>	<input checked="" type="checkbox"/>	0.00	0	RSTPA
<input checked="" type="checkbox"/> Event 2	# 14 Handicap	14	0	0	10	2	1	O1	3	<input type="checkbox"/>	<input type="checkbox"/>	<input type="checkbox"/>	0.00	0	RSTPA
<input checked="" type="checkbox"/> Event 3	# 10 Handicap	10	0	0	10	1	1	O1	3	<input type="checkbox"/>	<input type="checkbox"/>	<input checked="" type="checkbox"/>	0.00	0	RSTPA
<input type="checkbox"/> Event 4	Combined Draw	0	0	0	10	2	0	O1	3	<input type="checkbox"/>	<input type="checkbox"/>	<input type="checkbox"/>	0.00	0	RSTPA
<input type="checkbox"/> Event 5	Round Robin Sort	18	1	0	10	2	3	O1	3	<input checked="" type="checkbox"/>	<input type="checkbox"/>	<input type="checkbox"/>	0.00	0	RSTPA
<input type="checkbox"/> Event 6	Beginners Only	3	1	0	10	1	1	Y1	3	<input type="checkbox"/>	<input type="checkbox"/>	<input type="checkbox"/>	0.00	0	RSTPA
<input type="checkbox"/> Event 7	Unused Event 7	0	0	0	10	2	1	O1	3	<input type="checkbox"/>	<input type="checkbox"/>	<input type="checkbox"/>	0.00	0	RSTPA
<input type="checkbox"/> Event 8	Unused Event 8	0	0	0	10	2	1	O1	3	<input type="checkbox"/>	<input type="checkbox"/>	<input type="checkbox"/>	0.00	0	RSTPA
<input type="checkbox"/> Event 9	Unused Event 9	0	0	0	10	2	1	O1	3	<input type="checkbox"/>	<input type="checkbox"/>	<input type="checkbox"/>	0.00	0	RSTPA
<input type="checkbox"/> Event 10	Unused Event 10	0	0	0	10	2	1	O1	3	<input type="checkbox"/>	<input type="checkbox"/>	<input type="checkbox"/>	0.00	0	RSTPA

☒ Pay to Nearest Dollar Formats:
 0 = Combined Draw
 1 = Sort
 2 = Pen
 3 = Round Robin (Sort)
 4 = Round Robin (Pen)
 5 = Multiple Go (Sort)
 6 = Multiple Go (Pen)
 S = Sidepot

New Show Date

04/11/15

Show Date

Producers:

Arena:

HCup Methods:

☒ Events 1 to 10 1 = Adjust allowed time (and horn).

☐ Events 11 to 20 2 = Adjust final time only.

☐ Events 21 to 30 3 = Use both Methods 1 and 2.

☐ Events 31 to 40

Select a Prior Show Date
Entry Fees Added Money and Sponsors
"Go" Control
Set Limits (Bonuses, Rider Caps and Entry Limits)
Select Combined Draw Events
Camp/Stall Setup
Exit

Check the box next to the first event, indicating it will be run in this show.

Change the name to “All Ratings Handicap”.

Set the Event Cap to ‘18’, meaning a team cannot be rated higher than 18.

Set the HCap Adj to ‘1’, indicating a 1 second adjustment for each team rating less than 18.

Set Max Entries to 3, meaning the rider can enter a maximum of 3 times (1 pick and 2 draws).

Change “Max Cows” to 10, meaning the team needs to sort 10 cows for a maximum score.

Set “Team Mem” to 2, indicating there are two members on a team.

Change “Format” to 1, indicating is a Team Sort event.

Change “P Type” to ‘O’, indicating points will be earned in the Open category.

Check the “No Roles” box, meaning there are no declared roles, like Gate and Sorter.

Change the “Association Team Fee” to 0.00, meaning there are no Team sanctioning fees added to the rider’s entry.

Set “Max Places” to 0, meaning the Payout Table will determine the number of places to pay.

Change “HCap Method” to 3, indicating which handicap method. will be used.

The screen should now look like this:

Page 7

Click on “Event Fees, Added Money and Sponsors”. You’ll see a screen like this:

Sort and Pen America Software Added Money, Fees, and Sponsors

Sort and Pen America Fees and Added Jackpots

Show Producer: Cow Pony Productions

Exit

Event Name	Added Money	Rider 1 Fee	Rider 2 Fee	Rider 3 Fee	Sponsor Name
All Ratings Handicap	0.00	50.00	50.00	50.00	Charlie Horse
# 14 Handicap	0.00	25.00	25.00	25.00	
# 10 Handicap	0.00	25.00	25.00	25.00	

☒ Events 1-10 ☐ Events 11-20 ☐ Events 21-30 ☐ Events 31-40

Rider 1 = Gate -or- Rider 1 Rider 2 = Sorter -or- Rider 2 Rider 3 = Rider 3 -or- Rider 3

Fill in the correct added money value (\$500.00) and Rider Fees, then click “Save and Exit” to return to the show setup screen..

Sort and Pen America Software Added Money, Fees, and Sponsors

Sort and Pen America Fees and Added Jackpots

Show Producer: Cow Pony Productions

Exit

Event Name	Added Money	Rider 1 Fee	Rider 2 Fee	Rider 3 Fee	Sponsor Name
All Ratings Handicap	500.00	50.00	50.00	50.00	Charlie Horse
# 14 Handicap	0.00	25.00	25.00	25.00	
# 10 Handicap	0.00	25.00	25.00	25.00	

☒ Events 1-10 ☐ Events 11-20 ☐ Events 21-30 ☐ Events 31-40

Rider 1 = Gate -or- Rider 1 Rider 2 = Sorter -or- Rider 2 Rider 3 = Rider 3 -or- Rider 3

In the Show Setup Screen, click on the “Set Limits...” button. You will see a screen like this:

Set Event Limits and Controls

Select

Description

☒

All Ratings Handicap

☐

14 Handicap

☐

10 Handicap

Payout Table:

1

Point Method:

1

Edit Fixed Payouts
for this Event

Places

Bonus Type

1

☐ Team - Fastest Time Each Round

0.00

1

☐ Team - Fastest Time First Round

0.00

0

☐ Incentive Rating: 0

0.00

Note - These values can be expressed as dollar amounts (greater than 1.0), or
as percentages of the total pool (less than 1.00).
If you are using a Fixed Payout, these values MUST be dollar amounts.

Base Time Limit in Seconds:

60

Max Rider Pick Entries:

5

Max Times as Any Role:

3

Max Times as Gate:

0

Max Times as Sorter:

0

Max Times as Rider 3:

0

Cap if Any Role:

0

Cap if Gate:

0

Cap if Sorter:

0

Cap if Rider 3:

0

☒ Events 1-20

☐ Events 21-40

Exit Limit Processing

Set the Payout Table to '1', indicating we will base the payouts on Table 1.

Set "Base Time in Seconds" to 60, indicating they have a base time of 60 seconds (+ handicap) to complete the sort.

Set "Max Rider Pick Entries" to '1', indicating the rider can choose only one partner.

Set "Max Times as AnyRole" to '3', indicating they can have a maximum of 3 drawn partners.

The updated screen should look like this:

The screenshot shows a window titled "Set Event Limits and Controls" with a yellow background. On the left, there is a table with two columns: "Select" and "Description".

Select	Description
<input checked="" type="checkbox"/>	All Ratings Handicap
<input type="checkbox"/>	# 14 Handicap
<input type="checkbox"/>	# 10 Handicap

To the right of this table, there are two input fields: "Payout Table:" with a value of "1" and "Point Method:" with a value of "1". A button labeled "Edit Fixed Payouts for this Event" is located to the right of these fields.

Below these, there is a section for "Places" and "Bonus Type".

Places	Bonus Type	Value
1	<input type="checkbox"/> Team - Fastest Time Each Round	0.00
1	<input type="checkbox"/> Team - Fastest Time First Round	0.00
0	<input type="checkbox"/> Incentive Rating: 0	0.00

Below this table, a note states: "Note - These values can be expressed as dollar amounts (greater than 1.0), or as percentages of the total pool (less than 1.00). If you are using a Fixed Payout, these values MUST be dollar amounts."

Further down, there are several input fields for limits:

- Base Time Limit in Seconds: 60
- Max Rider Pick Entries: 1
- Max Times as Any Role: 3
- Max Times as Gate: 0
- Max Times as Sorter: 0
- Max Times as Rider 3: 0

To the right of these, there are four "Cap if" fields, all set to 0:

- Cap if Any Role: 0
- Cap if Gate: 0
- Cap if Sorter: 0
- Cap if Rider 3: 0

At the bottom left, there are two checkboxes:

- ☒ Events 1-20
- ☐ Events 21-40

At the bottom right, there is a large button labeled "Exit Limit Processing".

Click “Exit to return to the show setup screen. When there, click on “Go Control”. You’ll see a screen like this:

CHR

Set 'GO' Controls

Select	Description
<input checked="" type="checkbox"/>	All Ratings Handicap
<input type="checkbox"/>	# 14 Handicap
<input type="checkbox"/>	# 10 Handicap

Draw Short Go in:

☒ Random Order

☐ Fastest-Slowest Order

☐ Slowest-Fastest Order

No. of Gos:

☒ Events 1-20

☐ Events 21-40

Exit Go Control Processing

The completed screen will look like this. Click “Exit to return to the show setup screen. When there, click Exit again to return to the main menu.

Set 'GO' Controls

Select	Description
<input checked="" type="checkbox"/>	All Ratings Handicap
<input type="checkbox"/>	# 14 Handicap
<input type="checkbox"/>	# 10 Handicap

Draw Short Go in:

- ☐ Random Order
- ☐ Fastest-Slowest Order
- ☒ Slowest-Fastest Order

No. of Gos:

- ☒ Events 1-20
- ☐ Events 21-40

Exit Go Control Processing

Producer: Cow Pony Productions

Arena: Cow Palace

Client id: 1

Avoid Duplicates

- ☒ In Pick, Draw and Pick Draw
- ☒ Unless You Must

- ☒ No Color Print
- ☐ 3-Up Labels
- ☐ 2-Up Program

- ☐ Sign Checks
- ☐ Bold Checks
- ☐ 3-Up Checks
- ☐ Check Address

- ☒ Test for Duplicate Signups
- ☒ Reverse Duplicate OK
- ☐ Placings Only
- ☐ Show All Riders

- ☐ Single Announcer's List
- ☒ Keep Original Draw Number
- ☐ Use RSTPA Go Rules
- ☒ Verify Rating Changes

- ☐ Set Timer Horn Sounds
- ☐ Use 2 Timers per Event
- ☐ Check for Thunderpaws Timer
- ☐ Allow Ranges for Time Posting

- ☐ Use Pay Rider Method 2
- ☐ RSTPA High Point
- ☐ Alternate Scoring Method

Pen: Rider 1 Title: Rider 1

Pen: Rider 2 Title: Rider 2

Pen: Rider 3 Title: Rider 3

Sort: Rider 1 Title: Gate

Sort: Rider 2 Title: Sorter

Sort: Rider 3 Title: Rider 3

Bonus Max: 10

Camp Fee: 0.00

Stall Fee: 65.00

Entry Fee: 0.00

Point Method: 1

Item Height: 20

☐ Display Board for Last Time

Display Board Port: 2

Association Names

RSTPA

Producer Fee Titles

Prod. Fee 1

Prod. Fee 2

Prod. Fee 3

Prod. Fee 4

Prod. Fee 5

Prod. Fee 6

Prod. Fee 7

Prod. Fee 8

Prod. Fee 9

Prod. Fee 10

Timer Port 1: 3

Timer Port 2:

Change Go Rules

Change Table 1 Payout Percentages

Change Table 2 Payout Percentages

Change Table 3 Payout Percentages

Change Point Methods

Exit and Save

Click on “Change Table 1 Payout Percentages” to set the Payout Table.

[illegible]

Make the following changes:

1. In the Producer percentage field, change the value to 0.500 to indicate you are keeping 50% and paying out 50%.
2. In the Team Count section, make sure the counts agree with the changed table below. The way you read it is: “If there are 13 or more riders, pay 2 places, if there are 21 or more riders, pay 3 places, if there are 41 or more riders, pay 4 places, etc”.
3. If any of the other boxes are checked, uncheck them.

Edit Table 1: Payout Settings and Rider Counts

Sort and Pen America Software - Jackpot Percentages

Show Producer: Cow Pony Productions

Place	1st	2nd	3rd	4th	5th	6th	7th	8th	9th	10th	11th	12th	Total
1:	<input type="text" value="1.0"/>												1.000
2:	<input type="text" value="0.600"/>	<input type="text" value="0.400"/>											1.000
3:	<input type="text" value="0.500"/>	<input type="text" value="0.300"/>	<input type="text" value="0.200"/>										1.000
4:	<input type="text" value="0.400"/>	<input type="text" value="0.300"/>	<input type="text" value="0.200"/>	<input type="text" value="0.100"/>									1.000
5:	<input type="text" value="0.300"/>	<input type="text" value="0.250"/>	<input type="text" value="0.200"/>	<input type="text" value="0.150"/>	<input type="text" value="0.100"/>								1.000
6:	<input type="text" value="0.270"/>	<input type="text" value="0.230"/>	<input type="text" value="0.180"/>	<input type="text" value="0.140"/>	<input type="text" value="0.100"/>	<input type="text" value="0.080"/>							1.000
7:	<input type="text" value="0.250"/>	<input type="text" value="0.210"/>	<input type="text" value="0.180"/>	<input type="text" value="0.140"/>	<input type="text" value="0.100"/>	<input type="text" value="0.070"/>	<input type="text" value="0.050"/>						1.000
8:	<input type="text" value="0.230"/>	<input type="text" value="0.190"/>	<input type="text" value="0.170"/>	<input type="text" value="0.140"/>	<input type="text" value="0.110"/>	<input type="text" value="0.070"/>	<input type="text" value="0.050"/>	<input type="text" value="0.040"/>					1.000
9:	<input type="text" value="0.210"/>	<input type="text" value="0.180"/>	<input type="text" value="0.160"/>	<input type="text" value="0.140"/>	<input type="text" value="0.110"/>	<input type="text" value="0.075"/>	<input type="text" value="0.050"/>	<input type="text" value="0.040"/>	<input type="text" value="0.035"/>				1.000
10:	<input type="text" value="0.200"/>	<input type="text" value="0.180"/>	<input type="text" value="0.150"/>	<input type="text" value="0.120"/>	<input type="text" value="0.095"/>	<input type="text" value="0.075"/>	<input type="text" value="0.060"/>	<input type="text" value="0.050"/>	<input type="text" value="0.040"/>	<input type="text" value="0.030"/>			1.000
11:	<input type="text" value="0.190"/>	<input type="text" value="0.170"/>	<input type="text" value="0.145"/>	<input type="text" value="0.120"/>	<input type="text" value="0.095"/>	<input type="text" value="0.070"/>	<input type="text" value="0.060"/>	<input type="text" value="0.050"/>	<input type="text" value="0.040"/>	<input type="text" value="0.035"/>	<input type="text" value="0.025"/>		1.000
12:	<input type="text" value="0.190"/>	<input type="text" value="0.150"/>	<input type="text" value="0.120"/>	<input type="text" value="0.100"/>	<input type="text" value="0.090"/>	<input type="text" value="0.080"/>	<input type="text" value="0.070"/>	<input type="text" value="0.060"/>	<input type="text" value="0.050"/>	<input type="text" value="0.040"/>	<input type="text" value="0.028"/>	<input type="text" value="0.022"/>	1.000

Team Count:

13	21	41	61	91	121	151	181	211	241	9999
----	----	----	----	----	-----	-----	-----	-----	-----	------

Refresh and Check

Save and Exit

Page 15

Signing up Riders and Teams

Since this is an event where riders can pick a partner, we will use the “Team Signup” screen to do all of the signup work. If it were a Draw Only or a Round Robin, we would use the “Rider Signup” screen.

Sign Up a Team

Update Existing Team

Update Teams and Riders with Rating Changes

Print Teams

Delete a Team

Replace Team Member 2

Exit Team Signup

Teams Signed Up So Far

Team ID:

1

Team Rating

0

First Name

Last Name

ID #

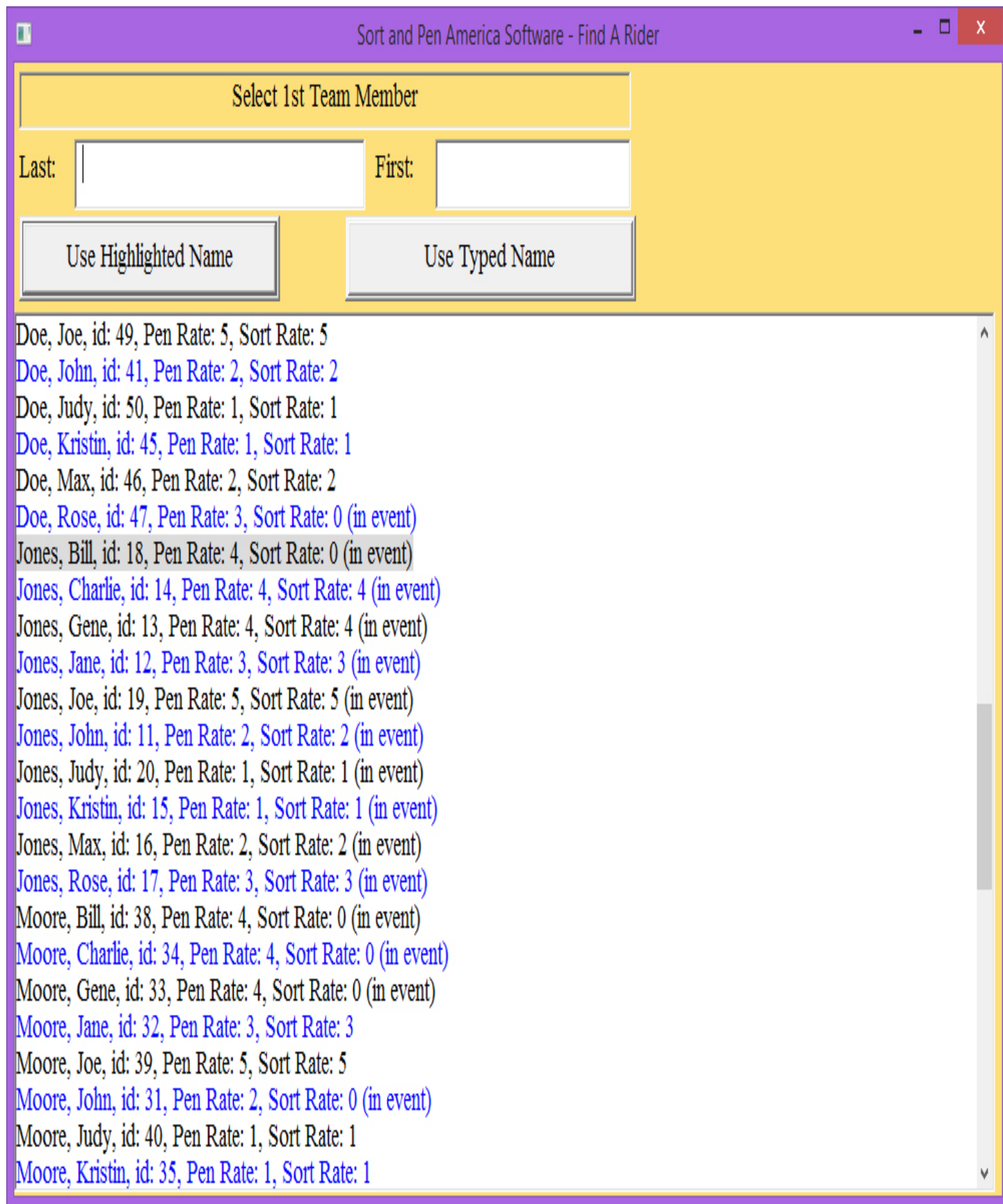
Rating

0

SPA id

0

Click on “Sign Up a Team” to indicate you are signing up a new Team. You will see a screen like this multiple times, once for each team member. If the rider isn’t on file, you can type their name. In this case, we’ll pick Bill Jones as our rider by double-clicking on his name. When the screen pops up again for the second rider, we’ll choose Charlie Adams.



Sort and Pen America Software - Find A Rider

Select 1st Team Member

Last: First:

Use Highlighted Name Use Typed Name

Doe, Joe, id: 49, Pen Rate: 5, Sort Rate: 5
Doe, John, id: 41, Pen Rate: 2, Sort Rate: 2
Doe, Judy, id: 50, Pen Rate: 1, Sort Rate: 1
Doe, Kristin, id: 45, Pen Rate: 1, Sort Rate: 1
Doe, Max, id: 46, Pen Rate: 2, Sort Rate: 2
Doe, Rose, id: 47, Pen Rate: 3, Sort Rate: 0 (in event)
Jones, Bill, id: 18, Pen Rate: 4, Sort Rate: 0 (in event)
Jones, Charlie, id: 14, Pen Rate: 4, Sort Rate: 4 (in event)
Jones, Gene, id: 13, Pen Rate: 4, Sort Rate: 4 (in event)
Jones, Jane, id: 12, Pen Rate: 3, Sort Rate: 3 (in event)
Jones, Joe, id: 19, Pen Rate: 5, Sort Rate: 5 (in event)
Jones, John, id: 11, Pen Rate: 2, Sort Rate: 2 (in event)
Jones, Judy, id: 20, Pen Rate: 1, Sort Rate: 1 (in event)
Jones, Kristin, id: 15, Pen Rate: 1, Sort Rate: 1 (in event)
Jones, Max, id: 16, Pen Rate: 2, Sort Rate: 2 (in event)
Jones, Rose, id: 17, Pen Rate: 3, Sort Rate: 3 (in event)
Moore, Bill, id: 38, Pen Rate: 4, Sort Rate: 0 (in event)
Moore, Charlie, id: 34, Pen Rate: 4, Sort Rate: 0 (in event)
Moore, Gene, id: 33, Pen Rate: 4, Sort Rate: 0 (in event)
Moore, Jane, id: 32, Pen Rate: 3, Sort Rate: 3
Moore, Joe, id: 39, Pen Rate: 5, Sort Rate: 5
Moore, John, id: 31, Pen Rate: 2, Sort Rate: 0 (in event)
Moore, Judy, id: 40, Pen Rate: 1, Sort Rate: 1
Moore, Kristin, id: 35, Pen Rate: 1, Sort Rate: 1

Sign Up a Team		Update Existing Team		Update Teams and Riders with Rating Changes		Print Teams		Delete a Team		Replace Team Member 2		Exit Team Signup	
Roles		Draws		Teams Signed Up So Far									
G S R A n y R o l e		G S R A n y R o l e		1. 1 Bill Jones and Charlie Adams									
Team ID: 1		Team Rating 9											
First Name		Last Name		ID #		Rating		SPA id					
Bill		Jones				4		1					
Charlie		Adams				5		2					

Both Bill and Charlie want two draws, so put a '2' in the "AnyRole Draws" section for each of them. Then go on to the next team. When all teams are signed up, exit this screen to return to the main menu. If you had any riders with no partners, use the "Rider Signup" screen. In that case, they can have a maximum of 3 draws. Continue on until all teams are signed up. For purposes of this tutorial, we've entered 10 teams.

Sort and Pen America, Team Sign Up for All Ratings Handicap

Sign Up a Team

Update Existing Team

Update Teams and Riders with Rating Changes

Print Teams

Delete a Team

Replace Team Member 2

Exit Team Signup

Roles

G S R A

a o i n

t r d y

e r o l

e

Draws

G S R A

a o i n

t r d y

e r o l

e

Team ID: 10

Team Rating 4

First Name

Last Name

ID #

Rating

SPA id

Wanda

Garrett

2

19

Heather

Nickerson

2

20

Teams Signed Up So Far

1. 1 Bill Jones and Charlie Adams
2. 2 Dominique Abrams and Rose Adams
3. 3 Terry Adkins and Jon Berger
4. 4 Karsey Chandler and Kristin Cole
5. 5 Linda Albert and Jeffrey Lander
6. 6 Jessi Flower and Phil Roberts
7. 7 Bud Fuller and Madison Hetrick
8. 8 Mike Franko and David Harding
9. 9 Karen Klaus and Kaci Neptune
10. 10 Wanda Garrett and Heather Nickerson

Running the Event.

Here are the steps to run this event for the show. If you had more than one event, the signup process and these steps would be repeated for each event. For this event, we must first draw the team order and put together the additional teams from the random draw selections. To do so, we click on “Draw Ride Order”. The result will be screen like this:

CHRTS Software - Screen Output

Print to Default

Print to Selected

Pages to

Make HTML File

Report Name:

Exit

Time: 1:38 PM

Sort and Pen America Software, Version 2.4

Page 1

Copyright (C) 2014-2018 by Charlie Horse Ranch Timing Systems, Inc.

Producer: 1 Cow Pony Productions

Contact: Jennifer Quinton 916-996-7156

Arena: Cow Palace

Draw Exceptions for: All Ratings Handicap on 04/11/15

Full Draw is Complete for "All Ratings Handicap"

30 Teams Gos = 2, 10 teams in 2nd go.

Page 20

Now we want to print the announcers list to that the people in the booth have a place to write the times for backup purposes. To do so, we click on “Announcer’s List”. You’ll get a screen like this:

The screenshot shows a software window titled "CHRTS Software - Screen Output". The window has a yellow header bar with several controls: "Print to Default", "Print to Selected", "Pages 1 to 3", "Make HTML File", a text field containing "report.html", and an "Exit" button. Below the header, the main area displays the report content. The report starts with a header section containing the time, software version, copyright, producer, contact, and arena information. This is followed by the title "Announcer's List for: Arena 1, All Ratings Handicap, Round: 1 on 04/11/15". The main body of the report lists four entries, each with a number, a name, a rate, and fields for "Cows" and "Time". The first entry is for Karsey Chandler, the second for Charlie Adams, the third for Terry Adkins, and the fourth for Bill Jones. Each entry also includes a team rate, handicap, and time allowed.

CHRTS Software - Screen Output

Print to Default Pages 1 to 3 Make HTML File report.html Exit

Print to Selected Report Name: report

Time: 1:28 PM Sort and Pen America Software, Version 2.0 Page 1
Copyright (C) 2014-2015 by Charlie Horse Ranch Timing Systems, Inc.
Producer: 1 Western Sorters and Penners
Contact: Gene Moore 916-275-3277
Arena: Diamond Bar
Announcer's List for: Arena 1, All Ratings Handicap, Round: 1 on 04/11/15

1. 30 Karsey Chandler, Rate = 1 Cows: ____ Time: ____
 Phil Roberts, Rate = 1
 Team Rate = 2, Handicap = 16.0, Time Allowed = 76.00

2. 12 Charlie Adams, Rate = 5 Cows: ____ Time: ____
 Kristin Cole, Rate = 1
 Team Rate = 6, Handicap = 12.0, Time Allowed = 72.00

3. 3 Terry Adkins, Rate = 2 Cows: ____ Time: ____
 Jon Berger, Rate = 1
 Team Rate = 3, Handicap = 15.0, Time Allowed = 75.00

4. 13 Bill Jones, Rate = 4 Cows: ____ Time: ____
 Dominique Abnams, Rate = 2

Click on “print to Default” to send the report to the default printer.

You are now ready to run the event. Assuming the simplest scenario (manual time posting), click on “Post Times Manually” and you’ll see a screen like this:

SPA Time Posting for Arena 1, All Ratings Handicap

Producer: Western Sorters and Penners, Event = All Ratings Handicap, 04/11/15

Select Cow
Herd 1

Reset
Herd 1

☐ 1 ☐ 2 ☐ 3 ☐ 4 ☐ 5
☐ 6 ☐ 7 ☐ 8 ☐ 9 ☐ 0

Select Cow
Herd 2

Reset
Herd 2

☐ 1 ☐ 2 ☐ 3 ☐ 4 ☐ 5
☐ 6 ☐ 7 ☐ 8 ☐ 9 ☐ 0

In Arena: 1. Needs 1 - 0.100, T: 0 - 0.000
(D) Karsey Chandler, Rate: 1
and Phil Roberts, Rate: 1

Next In: 2. Needs 1 - 0.100, T: 0 - 0.000
(D) Charlie Adams, Rate: 5
and Kristin Cole, Rate: 1

Waiting: 3. Needs 1 - 0.100, T: 0 - 0.000
(P) Terry Adkins, Rate: 2
and Jon Berger, Rate: 1

4. Needs 1 - 0.100, T: 0 - 0.000
(D) Bill Jones, Rate: 4
and Dominique Abrams, Rate: 3

5. Needs 1 - 0.100, T: 0 - 0.000
(D) Mike Franko, Rate: 3
and Wanda Garrett, Rate: 2

6. Needs 1 - 0.100, T: 0 - 0.000

Total teams this round = 30, Teams left to sort or pen = 29

Go to Next Round

Print Announcer's List

Print Posted Times

Next Team

Exit

☒ 1st Go
☐ 2nd Go
☐ 3rd Go
☐ 4th Go
☐ 5th Go

Leader:

Fastest time not yet established.

Last Advance:

Minimum time not yet established.

Cows Time

0.000 ☐ N/T

Allowed:

secs

1. Needs 1 - 0.100, T: 0 - 0.000
(D) Karsey Chandler, Rate: 1
and Phil Roberts, Rate: 1

This is the screen at the end of the first round.

SPA Time Posting for Arena 1, All Ratings Handicap

Producer: Western Sorters and Penners, Event = All Ratings Handicap, 04/11/15

Select Cow Herd 1 Reset Herd 1 ☐ 1 ☐ 2 ☐ 3 ☐ 4 ☐ 5 ☐ 6 ☐ 7 ☐ 8 ☐ 9 ☐ 0 Select Cow Herd 2 Reset Herd 2 ☐ 1 ☐ 2 ☐ 3 ☐ 4 ☐ 5 ☐ 6 ☐ 7 ☐ 8 ☐ 9 ☐ 0

In Arena: 1. 1. R1: Raw: 5 - 47.000, Adj: 31.000, Tot: 5 - 31.000 (25th)
(D) Karsey Chandler, Rate: 1
and Phil Roberts, Rate: 1

2. 2. R1: Raw: 6 - 49.000, Adj: 37.000, Tot: 6 - 37.000 (20th)
(D) Charlie Adams, Rate: 5
and Kristin Cole, Rate: 1

3. 3. R1: Raw: 8 - 56.000, Adj: 41.000, Tot: 8 - 41.000 (8th)
(P) Terry Adkins, Rate: 2
and Jon Berger, Rate: 1

4. 4. R1: Raw: 7 - 64.000, Adj: 53.000, Tot: 7 - 53.000 (18th)
(D) Bill Jones, Rate: 4
and Dominique Abrams, Rate: 3

5. 5. R1: Raw: 9 - 72.000, Adj: 59.000, Tot: 9 - 59.000 (5th)
(D) Mike Franko, Rate: 3
and Wanda Garrett, Rate: 2

6. 6. R1: Raw: 8 - 64.000, Adj: 50.000, Tot: 8 - 50.000 (12th)

End of team list. Change rounds, select a team or use Exit to return to menu

Leader: 14. 14. R1: Raw: 10 - 70.000, Adj: 54.000, Tot: 10 - 54.000 (1st)
(P) Karsey Chandler, Rate: 1
and Kristin Cole, Rate: 1

Last Advance: 26. 26. R1: Raw: 8 - 59.360, Adj: 45.360, Tot: 8 - 45.360 (10th)
(P) Mike Franko, Rate: 3
and David Harding, Rate: 1

Cows Time 0.000 ☐ N/T

Allowed:

Go to Next Round

Print Announcer's List

Print Posted Times

Next Team

Exit

☒ 1st Go
☐ 2nd Go
☐ 3rd Go
☐ 4th Go
☐ 5th Go

This is the screen after clicking “Go to Next Round” (it also gives you a new Announcer List).. Continue this process until all times are posted, then click on “Exit” to return to the Main Menu.

SPA Time Posting for Arena 1, All Ratings Handicap

Producer: Western Sorters and Penners, Event = All Ratings Handicap, 04/11/15

Select Cow Herd 1 Reset Herd 1 ☐ 1 ☐ 2 ☐ 3 ☐ 4 ☐ 5 ☐ 6 ☐ 7 ☐ 8 ☐ 9 ☐ 0 Select Cow Herd 2 Reset Herd 2 ☐ 1 ☐ 2 ☐ 3 ☐ 4 ☐ 5 ☐ 6 ☐ 7 ☐ 8 ☐ 9 ☐ 0

In Arena: 1. 28. Needs 1 - 0.100, T: 8 - 35.230
(D) Bud Fuller, Rate: 2
and Karsey Chandler, Rate: 1

Next In: 2. 5. Needs 1 - 0.100, T: 9 - 59.000
(D) Mike Franko, Rate: 3
and Wanda Garrett, Rate: 2

Waiting: 3. 3. Needs 1 - 0.100, T: 8 - 41.000
(P) Terry Adkins, Rate: 2
and Jon Berger, Rate: 1

4. 21. Needs 1 - 0.100, T: 9 - 50.200
(P) Bud Fuller, Rate: 2
and Madison Hetrick, Rate: 1

5. 30. Needs 1 - 0.100, T: 8 - 42.320
(D) Jessi Flower, Rate: 3
and Kristin Cole, Rate: 1

6. 16. Needs 1 - 0.100, T: 8 - 31.000

Total teams this round = 10, Teams left to sort or pen = 9

Leader: Fastest time not yet established.

Last to Pay: Minimum time not yet established.

Cows Time 0.000 ☐ N/T

Allowed: 75.0 secs

1. 28. Needs 1 - 0.100, T: 8 - 35.230
(D) Bud Fuller, Rate: 2
and Karsey Chandler, Rate: 1

Go to Next Round

Print Announcer's List

Print Posted Times

Next Team

Exit

☐ 1st Go
☒ 2nd Go
☐ 3rd Go
☐ 4th Go
☐ 5th Go

When all times for all rounds have been posted, click “Exit” to return to the Main menu. Then click on “Final Event Results” to see the final results. Since there were 36 teams, four places were paid. Your results may be different, depending on the number of teams and riders signed up.

Print to Default	Pages 1 to 2	Make HTML File	report.html	Exit
Print to Selected	Report Name: report			

ime: 1:52 PM Sort and Pen America Software, Version 2.0 Page 1
 Copyright (C) 2014-2015 by Charlie Horse Ranch Timing Systems, Inc.
 Producer: 1 Western Sorters and Penners
 Contact: Gene Moore 916-275-3277
 Arena: Diamond Bar
 Final Event Jackpots in All Ratings Handicap on 04/11/15
 Sponsored by: Charlie Horse

Paying to 3 placings, Jackpot = \$2000.00, Teams = 30

1st 4 - Bud Fuller ()	Won: \$400.00, Total: \$800.00
Madison Hetrick ()	Won: \$400.00
Rounds: 2, Cows: 19, Base: 136.800 - H-Cap (3): 30.0 = Time: 106.800	
2nd 24 - Kaci Neptune ()	Won: \$350.00, Total: \$700.00
Jon Berger ()	Won: \$350.00
Rounds: 2, Cows: 18, Base: 128.550 - H-Cap (3): 30.0 = Time: 98.550	
3rd 6 - Wanda Garrett ()	Won: \$250.00, Total: \$500.00
Heather Nickerson ()	Won: \$250.00
Rounds: 2, Cows: 17, Base: 101.570 - H-Cap (4): 28.0 = Time: 73.570	
4th 11 - Charlie Adams ()	
Dominique Abrams ()	

Print the Results and that event is done. When all events have been completed, the show is complete. Print the rider invoices, then pay or collect from the riders. After all is done, you can run the financial report to see how you did.